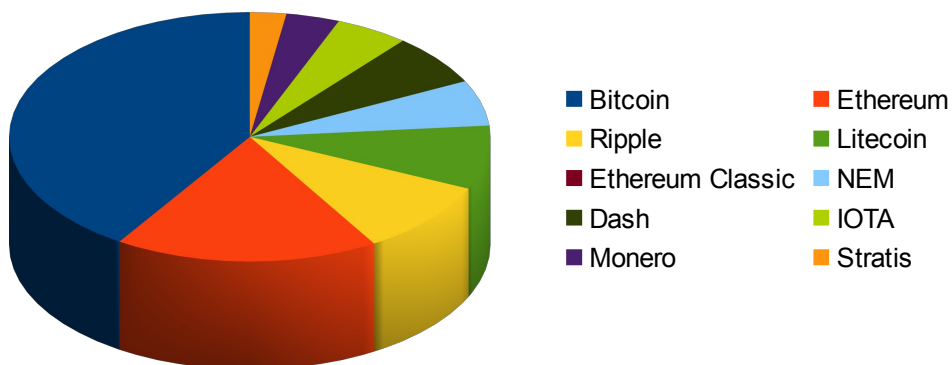


Summary data of the Mining Farm No. 1 (Venezuela)				
Period	Income (\$)	Consumption (\$)	Profit (\$)	Dividends (\$)
12.02-12.03	62240	3170	59070	5907/53163
12.01-12.02	56720	2900	53820	5382/48438
12.12-12.01	52200	2830	49730	4973/44757
12.11-12.12	46230	2200	44030	4403/39627
12.10-12.11	42670	2080	40590	4059/36531
11.09-11.10	39960	1990	37970	3797/34173
11.08-11.09	32240	1760	30480	3048/27432
11.07-11.08	29690	1200	28490	2849/25641
20.06-10.07	0	320000	0	0/0
Finance of the Mining Farm №1 (Venezuela)				
Period	Profitability (%)	Payback (%)	Distribution of income	Status
12.02-12.03	23.72%	21.36%	10/90	paid out
12.01-12.02	29.67%	27.16%	10/90	paid out
12.12-12.01	17.28%	15.55%	10/90	paid out
12.11-12.12	23.06%	20.76%	10/90	paid out
12.10-12.11	10.97%	9.87%	10/90	paid out
11.09-11.10	11.04%	9.93%	10/90	paid out
11.08-11.09	14.23%	12.8%	10/90	paid out
11.07-11.08	12.99%	11.7%	10/90	paid out
20.06-10.07	0	0	10/90	paid out

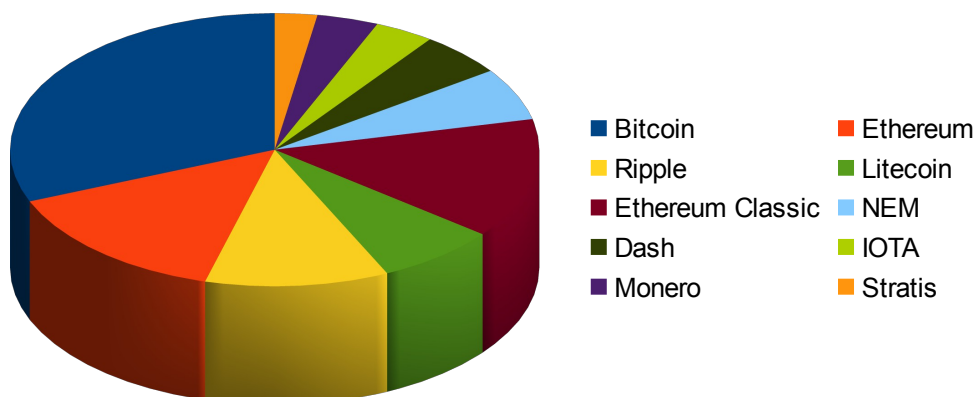
Coin	Volume of production (%)
Bitcoin	36,01%
Ethereum	15,63%
Ripple	8,38%
Litecoin	7,30%
Ethereum Classic	11,94%
NEM	5,21%
Dash	5,85%
IOTA	4,36%
Monero	3,17%
Stratis	2,15%



Summary data of the Mining Farm No. 2 (Kazakhstan)				
Period	Income (\$)	Consumption (\$)	Profit (\$)	Dividends (\$)
12.02-12.03	49870	2410	47460	4746/42714
12.01-12.02	44840	2100	42740	4274/38466
12.12-12.01	36910	1780	35130	3513/31617
12.11-12.12	32240	1230	31010	3101/27909
12.10-12.11	28600	1030	27570	2757/24813
12.09-12.10	19400	740	18660	1866/16794
22.08-12.09	0	386000	0	0/0

Finance of the Mining Farm № 2 (Kazakhstan)				
Period	Profitability (%)	Payback (%)	Distribution of income	Status
12.02-12.03	28.65%	27.16%	10/90	paid out
12.01-12.02	32,51%	29.14%	10/90	paid out
12.12-12.01	18.35%	16.15%	10/90	paid out
12.11-12.12	21.03%	20.01%	10/90	paid out
12.10-12.11	10.32%	9.16%	10/90	paid out
12.09-12.10	7.09%	5.91%	10/90	paid out
22.08-12.09	0	0	10/90	paid out

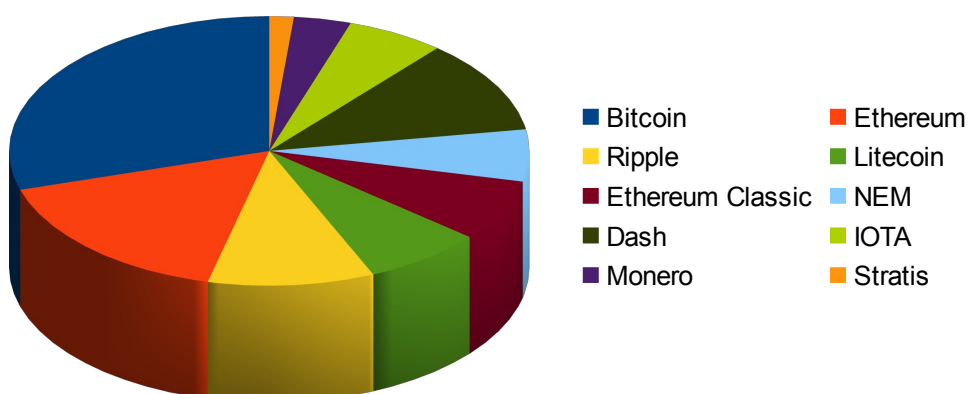
Coin	Volume of production (%)
Bitcoin	31,17%
Ethereum	14,59%
Ripple	11,23%
Litecoin	7,40%
Ethereum Classic	14,21%
NEM	6,20%
Dash	5,21%
IOTA	3,64%
Monero	3,76%
Stratis	2,59%



Summary data of the Mining Farm No. 3 (Kyrgyzstan)				
Period	Income (\$)	Consumption (\$)	Profit (\$)	Dividends (\$)
12.02-12.03	41750	2060	39690	3969/35721
12.01-12.02	36400	1770	34630	3463/31167
12.12-12.01	24300	1285	23015	2301/20713
12.11-12.12	15930	920	15010	1501/13509
17.10-12.11	7450	470	6980	698/6282
24.09-17.10	0	330000	0	0/0

Finance of the Mining Farm № 3 (Kyrgyzstan)				
Period	Profitability (%)	Payback (%)	Distribution of income	Status
12.02-12.03	27.64%	25.68%	10/90	paid out
12.01-12.02	28,56%	26.70%	10/90	paid out
12.12-12.01	19.38%	16.91%	10/90	paid out
12.11-12.12	17.09%	15.03%	10/90	paid out
17.10-12.11	6.34%	5.17%	10/90	paid out
24.09-17.10	0	0	10/90	paid out

Coin	Volume of production (%)
Bitcoin	29,69%
Ethereum	16,54%
Ripple	10,36%
Litecoin	7,45%
Ethereum Classic	7,36%
NEM	6,23%
Dash	11,25%
IOTA	6,11%
Monero	3,56%
Stratis	1,52%



For the time of recovery of any mining farm, the distribution of profitability by rule: 90% to Investors, 10% to the management of Crypto Signal Technology Ltd. After payback of any mining farm, the distribution of profitability by the rule: 75% to Investors, 25% to the management of Crypto Signal Technology Ltd.

The yield on any mining farm is floating, depending on the activity of the farm for a full month, without clear promises and clear interest (with all the risks involved in mining the sphere)

