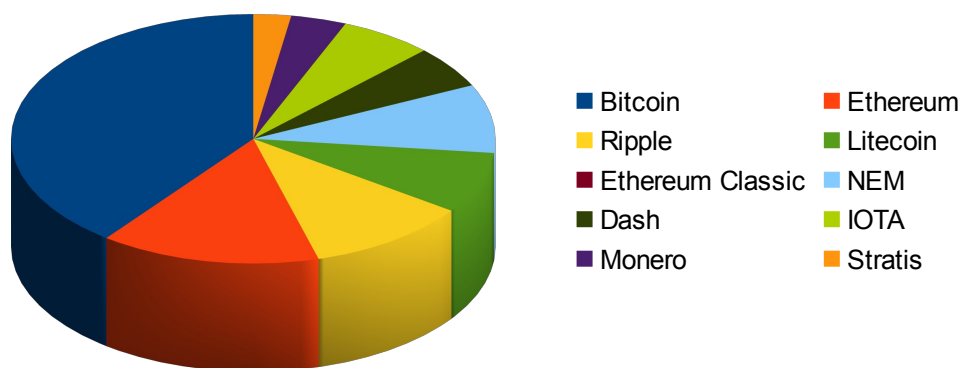
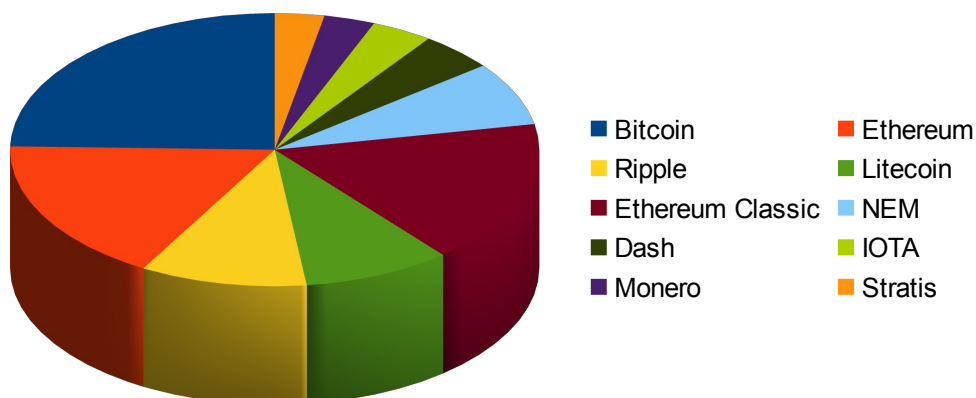


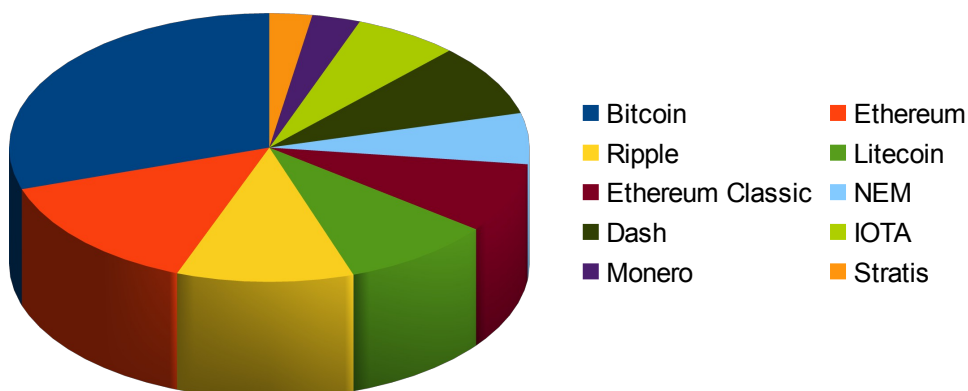
Summary data of the Mining Farm No. 1 (Venezuela)				
Period	Income (\$)	Consumption (\$)	Profit (\$)	Dividends (\$)
12.06-12.07	69820	3640	66180	6618/59562
12.05-12.06	66440	3420	63020	6302/56718
12.04-12.05	64530	3380	61150	6115/55035
12.03-12.04	67460	3550	63910	6391/57519
12.02-12.03	62240	3170	59070	5907/53163
12.01-12.02	56720	2900	53820	5382/48438
12.12-12.01	52200	2830	49730	4973/44757
12.11-12.12	46230	2200	44030	4403/39627
12.10-12.11	42670	2080	40590	4059/36531
11.09-11.10	39960	1990	37970	3797/34173
11.08-11.09	32240	1760	30480	3048/27432
11.07-11.08	29690	1200	28490	2849/25641
20.06-10.07	0	320000	0	0/0
Finance of the Mining Farm №1 (Venezuela)				
Period	Profitability (%)	Payback (%)	Distribution of income	Status
12.06-12.07	24.65%	22.16%	10/90	paid out
12.05-12.06	24.09%	22.12%	10/90	paid out
12.04-12.05	23.06%	21.31%	10/90	paid out
12.03-12.04	25.07%	23.19%	10/90	paid out
12.02-12.03	23.72%	21.36%	10/90	paid out
12.01-12.02	29.67%	27.16%	10/90	paid out
12.12-12.01	17.28%	15.55%	10/90	paid out
12.11-12.12	23.06%	20.76%	10/90	paid out
12.10-12.11	10.97%	9.87%	10/90	paid out
11.09-11.10	11.04%	9.93%	10/90	paid out
11.08-11.09	14.23%	12.8%	10/90	paid out
11.07-11.08	12.99%	11.7%	10/90	paid out
20.06-10.07	0	0	10/90	paid out
Coin	Volume of production (%)			
Bitcoin	35,66%			
Ethereum	13,25%			
Ripple	9,80%			
Litecoin	7,16%			
Ethereum Classic	10,01%			
NEM	7,98%			
Dash	4,93%			
IOTA	5,61%			
Monero	3,34%			
Stratis	2,26%			



Summary data of the Mining Farm No. 2 (Kazakhstan)				
Period	Income (\$)	Consumption (\$)	Profit (\$)	Dividends (\$)
12.06-12.07	59330	3140	56190	5619/50571
12.05-12.06	55630	2920	52710	5271/47439
12.04-12.05	54620	2830	51790	5179/46611
12.03-12.04	53210	2780	50430	5043/45387
12.02-12.03	49870	2410	47460	4746/42714
12.01-12.02	44840	2100	42740	4274/38466
12.12-12.01	36910	1780	35130	3513/31617
12.11-12.12	32240	1230	31010	3101/27909
12.10-12.11	28600	1030	27570	2757/24813
12.09-12.10	19400	740	18660	1866/16794
22.08-12.09	0	386000	0	0/0
Finance of the Mining Farm № 2 (Kazakhstan)				
Period	Profitability (%)	Payback (%)	Distribution of income	Status
12.05-12.06	29.67%	28.03%	10/90	paid out
12.05-12.06	29.11%	28.12%	10/90	paid out
12.04-12.05	28.15%	27.16%	10/90	paid out
12.03-12.04	29.67%	29.94%	10/90	paid out
12.02-12.03	28.65%	27.16%	10/90	paid out
12.01-12.02	32,51%	29.14%	10/90	paid out
12.12-12.01	18.35%	16.15%	10/90	paid out
12.11-12.12	21.03%	20.01%	10/90	paid out
12.10-12.11	10.32%	9.16%	10/90	paid out
12.09-12.10	7.09%	5.91%	10/90	paid out
22.08-12.09	0	0	10/90	paid out
Coin	Volume of production (%)			
Bitcoin	24,61%			
Ethereum	17,12%			
Ripple	10,21%			
Litecoin	9,05%			
Ethereum Classic	17,02%			
NEM	7,54%			
Dash	4,56%			
IOTA	3,75%			
Monero	3,12%			
Stratis	3,02%			



Summary data of the Mining Farm No. 3 (Kyrgyzstan)				
Period	Income (\$)	Consumption (\$)	Profit (\$)	Dividends (\$)
12.06-12.07	47420	2740	44680	4468/40212
12.05-12.06	46580	2650	43930	4393/39537
12.04-12.05	41690	2470	39220	3922/35298
12.03-12.04	43750	2680	41070	4107/36963
12.02-12.03	41750	2060	39690	3969/35721
12.01-12.02	36400	1770	34630	3463/31167
12.12-12.01	24300	1285	23015	2301/20713
12.11-12.12	15930	920	15010	1501/13509
17.10-12.11	7450	470	6980	698/6282
24.09-17.10	0	330000	0	0/0
Finance of the Mining Farm № 3 (Kyrgyzstan)				
Period	Profitability (%)	Payback (%)	Distribution of income	Status
12.06-12.07	26.96%	25.38%	10/90	paid out
12.05-12.06	26.31%	25.12%	10/90	paid out
12.04-12.05	27.39%	26.70%	10/90	paid out
12.03-12.04	28.15%	27.16%	10/90	paid out
12.02-12.03	27.64%	25.68%	10/90	paid out
12.01-12.02	28,56%	26.70%	10/90	paid out
12.12-12.01	19.38%	16.91%	10/90	paid out
12.11-12.12	17.09%	15.03%	10/90	paid out
17.10-12.11	6.34%	5.17%	10/90	paid out
24.09-17.10	0	0	10/90	paid out
Coin	Volume of production (%)			
Bitcoin	30,01%			
Ethereum	14,22%			
Ripple	11,01%			
Litecoin	9,37%			
Ethereum Classic	8,41%			
NEM	6,12%			
Dash	8,69%			
IOTA	6,51%			
Monero	3,01%			
Stratis	2,65%			



For the time of recovery of any mining farm, the distribution of profitability by rule: 90% to Investors, 10% to the management of Crypto Signal Technology Ltd. After payback of any mining farm, the distribution of profitability by the rule: 75% to Investors, 25% to the management of Crypto Signal Technology Ltd.

The yield on any mining farm is floating, depending on the activity of the farm for a full month, without clear promises and clear interest (with all the risks involved in mining the sphere)

